

Do you have a
READING CORNER
at **HOME?**



**A READING
CORNER, IS:**

A place in your home where your child (*as of 9 months*) has access to reading and writing materials so that he or she can read and write in his or her own way.

A publication of the
Comité d'éveil à la
lecture et à l'écriture
(ÉLÉ) de Saint-Laurent - 2011



Do you have a
READING CORNER
at **HOME?**



**A READING
CORNER, IS:**

A place in your home where your child (*as of 9 months*) has access to reading and writing materials so that he or she can read and write in his or her own way.

A publication of the
Comité d'éveil à la
lecture et à l'écriture
(ÉLÉ) de Saint-Laurent - 2011



Do you have a
READING CORNER
at **HOME?**



**A READING
CORNER, IS:**

A place in your home where your child (*as of 9 months*) has access to reading and writing materials so that he or she can read and write in his or her own way.

A publication of the
Comité d'éveil à la
lecture et à l'écriture
(ÉLÉ) de Saint-Laurent - 2011



Do you have a
READING CORNER
at **HOME?**



**A READING
CORNER, IS:**

A place in your home where your child (*as of 9 months*) has access to reading and writing materials so that he or she can read and write in his or her own way.

A publication of the
Comité d'éveil à la
lecture et à l'écriture
(ÉLÉ) de Saint-Laurent - 2011



Do you have a
READING CORNER
at **HOME?**



**A READING
CORNER, IS:**

A place in your home where your child (*as of 9 months*) has access to reading and writing materials so that he or she can read and write in his or her own way.

A publication of the
Comité d'éveil à la
lecture et à l'écriture
(ÉLÉ) de Saint-Laurent - 2011



To create a
READING CORNER,
you need:

1 Reading and writing
materials to play
around with:

Paper, crayons, books, magazines,
letters, pictures to cut out, etc.




2 A space in which
to store the materials:

In a basket, a box, a bag,
a cupboard, etc.



3 A place in the house
that is accessible
to the child:

In the living room, the kitchen, the
bedroom, under the bed or in a drawer:
it's your choice!



...THAT'S ALL!

To create a
READING CORNER,
you need:

1 Reading and writing
materials to play
around with:

Paper, crayons, books, magazines,
letters, pictures to cut out, etc.




2 A space in which
to store the materials:

In a basket, a box, a bag,
a cupboard, etc.



3 A place in the house
that is accessible
to the child:

In the living room, the kitchen, the
bedroom, under the bed or in a drawer:
it's your choice!



...THAT'S ALL!

To create a
READING CORNER,
you need:

1 Reading and writing
materials to play
around with:

Paper, crayons, books, magazines,
letters, pictures to cut out, etc.




2 A space in which
to store the materials:

In a basket, a box, a bag,
a cupboard, etc.



3 A place in the house
that is accessible
to the child:

In the living room, the kitchen, the
bedroom, under the bed or in a drawer:
it's your choice!



...THAT'S ALL!

To create a
READING CORNER,
you need:

1 Reading and writing
materials to play
around with:

Paper, crayons, books, magazines,
letters, pictures to cut out, etc.




2 A space in which
to store the materials:

In a basket, a box, a bag,
a cupboard, etc.



3 A place in the house
that is accessible
to the child:

In the living room, the kitchen, the
bedroom, under the bed or in a drawer:
it's your choice!



...THAT'S ALL!

To create a
READING CORNER,
you need:

1 Reading and writing
materials to play
around with:

Paper, crayons, books, magazines,
letters, pictures to cut out, etc.




2 A space in which
to store the materials:

In a basket, a box, a bag,
a cupboard, etc.



3 A place in the house
that is accessible
to the child:

In the living room, the kitchen, the
bedroom, under the bed or in a drawer:
it's your choice!



...THAT'S ALL!